

Thermometer with Probe

model 00219 / 00891



CONTENTS

Unpacking Instructions	2	Placement Guidelines	4
Package Contents	2	Troubleshooting	5
Product Registration	2	Specifications.....	5
Features & Benefits.....	3	FCC Information	6
Setup	4	Customer Support	6
Temperature Units	4	Warranty.....	7

Questions? Contact Customer Support at (877) 221-1252 or visit www.AcuRite.com.

SAVE THIS MANUAL FOR FUTURE REFERENCE.

ACURITE®

Congratulations on your new AcuRite product. To ensure the best possible product performance, please read this manual in its entirety and retain it for future reference.

Unpacking Instructions

Remove the protective film that is applied to the LCD screen prior to using this product. Locate the tab and peel off to remove.

Package Contents

1. Display with Probe Temperature Sensor
2. Instruction Manual

IMPORTANT

PRODUCT MUST BE REGISTERED
TO RECEIVE WARRANTY SERVICE

PRODUCT REGISTRATION

Register online
to receive 1 year
warranty protection

www.AcuRite.com

NOW

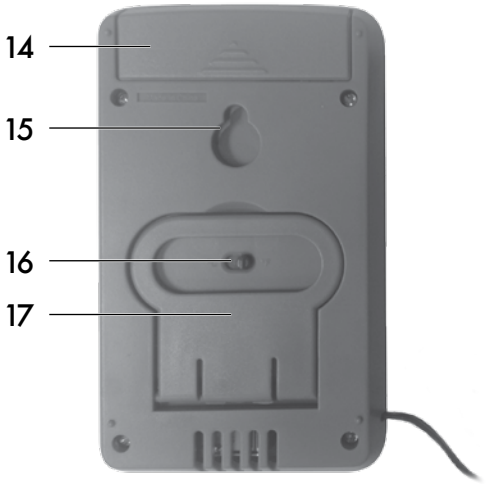
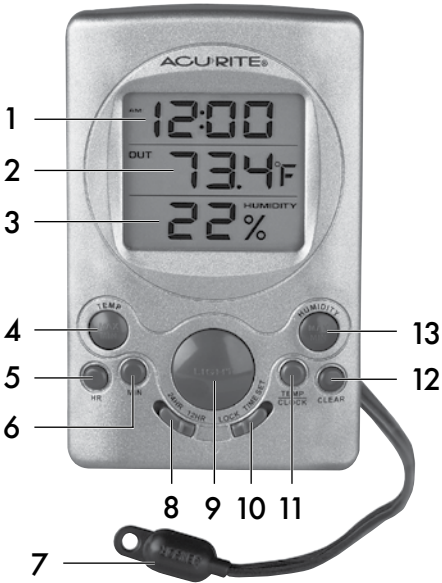
SUPPORT

Support Forum

Archived Products

▶ Register a Product

Features & Benefits



FRONT

- 1. Current Time/Display Temperature**
Displays current time or current display (IN) temperature.
- 2. Current Probe Temperature**
Displays current probe (OUT) temperature.
- 3. Current Display Humidity**
- 4. TEMP MAX/MIN Button**
Press to display high & low temperature records.
- 5. HR Button**
For clock setup.
- 6. MIN Button**
For clock setup.
- 7. Probe Temperature Sensor**
- 8. 24HR / 12HR Switch**
Slide to change between 12-hour and 24-hour clock (#1).
- 9. Momentary Backlight Button**

- 10. LOCK/TIME SET Switch**
Slide to lock clock settings or set time.
- 11. TEMP/CLOCK Button**
Press to toggle between clock and current display temperature (#1).
- 12. CLEAR Button**
Press to clear high & low records.
- 13. HUMIDITY MAX/MIN Button**
Press to display high & low humidity records.


BACK

- 14. Battery Compartment**
- 15. Integrated Hang Hole**
For easy wall mounting.
- 16. °F/°C Switch**
Slide to select °F or °C temperature units.
- 17. Fold-out Tabletop Stand**

Install or Replace Battery

AcuRite recommends high quality alkaline batteries for the best product performance. Heavy duty or rechargeable batteries are not recommended.

- 1 Slide battery compartment cover off and insert 1 x AAA battery into the battery compartment, as shown. Follow the polarity (+/-) diagram in the battery compartment.
- 2 Replace battery cover.



Select Temperature Units

To select between degrees Fahrenheit (°F) or Celsius (°C) temperature units, slide the "°F/°C" switch located on the back of the display.

Set the Time

To set the time, slide the "LOCK/TIME SET" switch to "TIME SET". The time will now blink. Adjust the hours by pressing the "HR" button. Adjust the minutes by pressing the "MIN" button. Press and HOLD to fast adjust. When you have reached the desired time, slide the "LOCK/TIME SET" switch to "LOCK" to save time setting.



PLEASE DISPOSE OF OLD OR DEFECTIVE BATTERIES IN AN ENVIRONMENTALLY SAFE WAY AND IN ACCORDANCE WITH YOUR LOCAL LAWS AND REGULATIONS.

BATTERY SAFETY: Clean the battery contacts and also those of the device prior to battery installation. Remove batteries from equipment which is not to be used for an extended period of time. Follow the polarity (+/-) diagram in the battery compartment. Promptly remove dead batteries from the device. Dispose of used batteries properly. Only batteries of the same or equivalent type as recommended are to be used. DO NOT incinerate used batteries. DO NOT dispose of batteries in fire, as batteries may explode or leak. DO NOT mix old and new batteries or types of batteries (alkaline/standard). DO NOT use rechargeable batteries. DO NOT recharge non-rechargeable batteries. DO NOT short-circuit the supply terminals.

Placement for Maximum Accuracy

AcuRite sensors are sensitive to surrounding environmental conditions. Proper placement of both the display and temperature probe are critical to the accuracy and performance of this product.

Display & Probe Placement

Place the display in a dry area free of dirt and dust. Display stands upright for tabletop use or is wall-mountable.

To observe outdoor temperatures, the wired temperature probe must be placed outside. The probe sensor can be securely mounted to a surface utilizing the adhesive pad or the integrated hang hole. Take care not to damage the sensor during mounting.

Important Placement Guidelines

- To ensure accurate temperature measurement, place units out of direct sunlight and away from heat sources or vents.
- The wired temperature probe is not waterproof and is not intended for permanent submersion in liquids. Submersion in liquid for more than 30 seconds may result in complete failure of the probe.

High & Low Records

High and low values are recorded for display (IN) and probe (OUT) temperature and humidity. High and low records reflect the minimum and maximum temperature and humidity recorded over the past 24 hours. High and low records automatically reset at 12:00am midnight every day.

To view the HIGH and LOW display (IN) temperature records, press and release the "TEMP MAX/MIN" button. The "MAX" and "MIN" icons appear on the display next to the high and low records.

To view the HIGH and LOW probe (OUT) temperature record, press and release the "TEMP MAX/MIN" button twice. The "MAX" and "MIN" icons appear on the display next to the high and low records.

To view the HIGH display (IN) humidity record, press and release the "HUMIDITY MAX/MIN" button. The "MAX" icon appears on the display next to the high record.

To view the LOW display (IN) humidity record, press and release the "HUMIDITY MAX/MIN" button twice. The "MIN" icon appears on the display next to the low record.

To reset the HIGH and LOW records, press the "CLEAR" button while viewing the records you wish to clear. Dashes will display to confirm the values have been cleared.

Troubleshooting

Inaccurate temperature	<ul style="list-style-type: none">• Make sure both the display and sensor are placed out of direct sunlight and away from any heat sources or vents.
Display screen not working	<ul style="list-style-type: none">• Check that the batteries are installed correctly. Batteries may need to be replaced.

Specifications

TEMPERATURE RANGE	Display: 32°F to 122°F; 0°C to 50°C Probe: -58°F to 158°F; -50°C to 70°C
HUMIDITY RANGE	Display: 16% – 98% RH (relative humidity)
POWER	1 x AAA alkaline battery

FCC Information

This device complies with part 15 of FCC rules. Operation is subject to the following two conditions:

1- This device may NOT cause harmful interference, and

2- This device must accept any interference received, including interference that may cause undesired operation.

WARNING: Changes or modifications to this unit not expressly approved by the party responsible for compliance could void the user's authority to operate the equipment.

NOTE: This equipment has been tested and found to comply with the limits for a Class B digital device, pursuant to Part 15 of the FCC rules. These limits are designed to provide reasonable protection against harmful interference in a residential installation. This equipment generates, uses and can radiate radio frequency energy and, if not installed and used in accordance with the instructions, may cause harmful interference to radio communications. However, there is no guarantee that interference will not occur in a particular installation.

NOTE: The manufacturer is not responsible for any radio or TV interference caused by unauthorized modifications to this equipment. Such modifications could void the user authority to operate the equipment. This device complies with Industry Canada licence-exempt RSS standard(s).

Customer Support

AcuRite customer support is committed to providing you with best-in-class service. **For assistance**, please have the model number of this product available and contact us in any of the following ways:



(877) 221-1252

Visit us at www.AcuRite.com

- ▶ Installation Videos
- ▶ Register your Product
- ▶ Instruction Manuals
- ▶ Support User Forum
- ▶ Replacement Parts
- ▶ Submit Feedback & Ideas

IMPORTANT

PRODUCT MUST BE REGISTERED
TO RECEIVE WARRANTY SERVICE

PRODUCT REGISTRATION

Register online
to receive 1 year
warranty protection

www.AcuRite.com

REGISTER NOW

SUPPORT

Support Forum

Archived Products

▶ Register a Product

Limited 1 Year Warranty

AcuRite is a wholly owned subsidiary of Chaney Instrument Company. For purchases of AcuRite products, AcuRite provides the benefits and services set forth herein. For purchases of Chaney products, Chaney provides the benefits and services set forth herein.

We warrant that all products we manufacture under this warranty are of good material and workmanship and, when properly installed and operated, will be free of defects for a period of one year from the date of purchase.

Any product which, under normal use and service, is proven to breach the warranty contained herein within ONE YEAR from date of sale will, upon examination by us, and at our sole option, be repaired or replaced by us. Transportation costs and charges for returned goods shall be paid for by the purchaser. We hereby disclaim all responsibility for such transportation costs and charges. This warranty will not be breached, and we will give no credit for products which have received normal wear and tear not affecting the functionality of the product, been damaged (including by acts of nature), tampered, abused, improperly installed, or repaired or altered by others than our authorized representatives.

Remedy for breach of this warranty is limited to repair or replacement of the defective item(s). If we determine that repair or replacement is not feasible, we may, at our option, refund the amount of the original purchase price

THE ABOVE-DESCRIBED WARRANTY IS THE SOLE WARRANTY FOR THE PRODUCTS AND IS EXPRESSLY IN LIEU OF ALL OTHER WARRANTIES, EXPRESS OR IMPLIED. ALL OTHER WARRANTIES OTHER THAN THE EXPRESS WARRANTY SET FORTH HEREIN ARE HEREBY EXPRESSLY DISCLAIMED, INCLUDING WITHOUT LIMITATION THE IMPLIED WARRANTY OF MERCHANTABILITY AND THE IMPLIED WARRANTY OF FITNESS FOR A PARTICULAR PURPOSE.

We expressly disclaim all liability for special, consequential, or incidental damages, whether arising in tort or by contract from any breach of this warranty. Some states do not allow the exclusion or limitation of incidental or consequential damages, so the above limitation or exclusion may not apply to you.

We further disclaim liability from personal injury relating to its products to the extent permitted by law. By acceptance of any of our products, the purchaser assumes all liability for the consequences arising from their use or misuse. No person, firm or corporation is authorized to bind us to any other obligation or liability in connection with the sale of our products. Furthermore, no person, firm or corporation is authorized to modify or waive the terms of this warranty unless done in writing and signed by a duly authorized agent of ours.

In no case shall our liability for any claim relating to our products, your purchase or your use thereof, exceed the original purchase price paid for the product.

Applicability of Policy

This Return, Refund, and Warranty Policy applies only to purchases made in the United States and Canada. For purchases made in a country other than the United States or Canada, please consult the policies applicable to the country in which you made your purchase.

Additionally, this Policy applies only to the original purchaser of our products. We do not and do not offer any return, refund, or warranty services if you buy products used or from resale sites such as eBay or Craigslist.

Governing Law

This Return, Refund, and Warranty Policy is governed by the laws of the United States and the State of Wisconsin. Any dispute relating to this Policy shall be brought exclusively in the federal or State courts having jurisdiction in Walworth County, Wisconsin; and purchaser consents to jurisdiction within the State of Wisconsin.

ACU>RITE®



Weather
Stations



Temperature
& Humidity



Weather
Alert Radio



Kitchen
Thermometers
& Timers



Clocks

It's More than Accurate, it's ACU>RITE®.

AcuRite offers an extensive assortment of precision instruments, designed to provide you with information you can depend on to Plan your day with confidence™.

www.AcuRite.com

©Chaney Instrument Co. All rights reserved. AcuRite is a registered trademark of the Chaney Instrument Co., Lake Geneva, WI 53147. All other trademarks and copyrights are the property of their respective owners. AcuRite uses patented technology. Visit www.AcuRite.com/patents for details.