

### **Water Detector** model 06010RM



---

### **Package Contents**

1. Water Detector
2. Zip ties
3. Instruction Manual

**This product requires an AcuRite Monitor (sold separately) to be operational.**

---


**Questions?** Contact Customer Support at  
(877) 221-1252 or visit [www.AcuRite.com](http://www.AcuRite.com).

**SAVE THIS MANUAL FOR FUTURE REFERENCE.**

# ACURITE®

Congratulations on your new AcuRite product. To ensure the best possible product performance, please read this manual in its entirety and retain it for future reference.

## Features & Benefits



**1. Integrated Hanger**

For easy placement

**2. 5-ft (1.5m) Cord**

Connects Water Detector to Monitor (sold separately)

**3. Sensor Input**



For connecting multiple Water Detectors (see page 5)

**4. Sensor Contacts**

Detect the presence of liquid

**5. Zip Ties**

For sensor installation (optional)

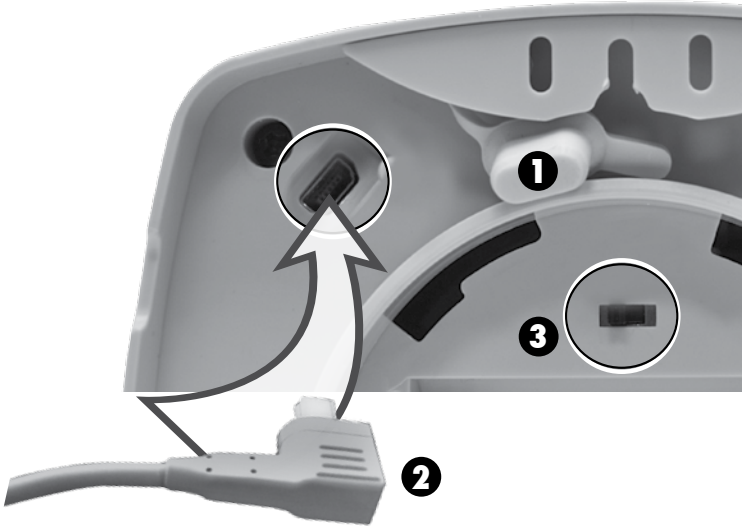


## Sensor Installation

The Water Detector requires a Monitor (sold separately) to be operational, and may also be used with a compatible digital display (optional; sold separately).

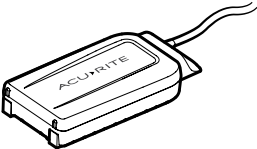
### Connect Water Detector to Monitor

1. Remove rubber plug from back of Monitor.
2. Plug Water Detector into Monitor.
3. Slide Room Monitor Alarm "ON/OFF" switch to ON position to activate Water Detector audible alert (applies to Room Monitor - Model 00276RM only).



## Suggested Uses

The AcuRite Water Detector is designed for a wide range of applications and offers a variety of easy placement options. Below are some potential uses for your AcuRite Water Detector with suggested placement.

| <b>Water Detector</b>   | <b>Suggested Uses</b>   |
|---|---|
|  <p data-bbox="196 1437 370 1518"><b>Water Detector</b><br/>with audible alert<br/>Model 06010RM</p> | <ul style="list-style-type: none"> <li>• Leaky appliances</li> <li>• Sump pump failure</li> <li>• Basement flooding</li> <li>• Roof leaks</li> <li>• Tracking high water level</li> </ul> |

## Placement Options

Water will naturally flow towards the low point of the area that is being monitored. For the best results, place the Water Detector in an area where water is most likely to collect.

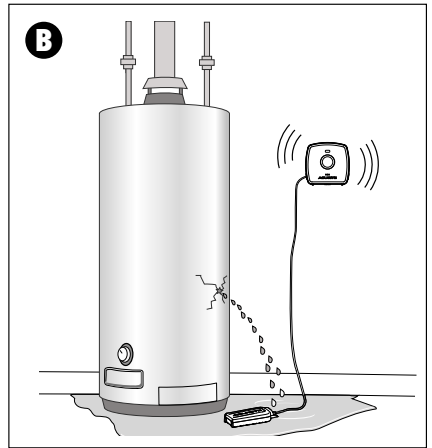
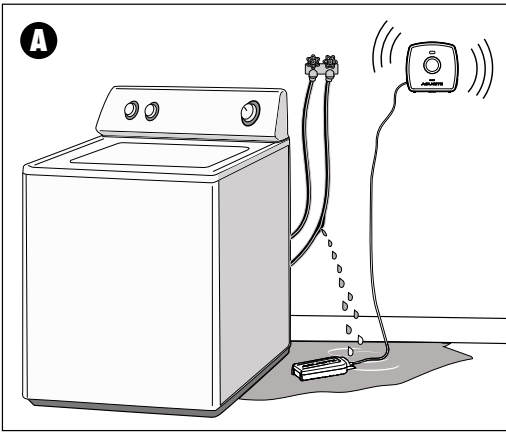
**NOTE:** The sensor is water-resistant and is designed to detect the presence of liquid/leaks. However, to extend its life, place the water detector in an area where it will not remain submerged in liquid.

## Detect Appliance Leaks

Older appliances and their components are a potential source for water leaks over time.

### Suggested Placement

Place the Water Detector on the floor, with the logo side facing up, near the appliance you suspect may leak. See Figures (A) and (B).



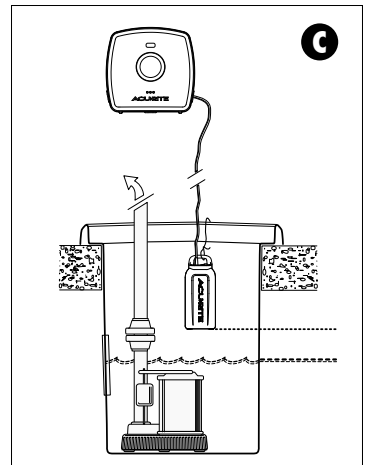
## Detect Sump Pump Failure

A failed sump pump could spell disaster for your home. The Water Detector can warn you in time to take action before flooding occurs.

### Suggested Placement

Hang the Water Detector halfway down the sump pump well. See Figure (C).

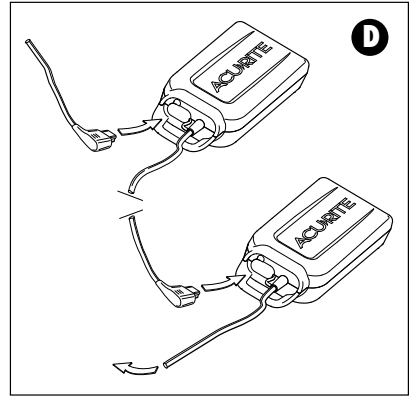
**NOTE:** The Water Detector should be placed above the water height, where the pump would normally turn on.



## Connect Multiple Water Detectors Together

Each Water Detector features a sensor input that allows for connecting multiple water detectors in a series to monitor larger areas. The Room Monitor's alarm will sound if ANY of the Water Detectors sense the presence of water. See Figure (D).

**NOTE:** To prevent damage to the Water Detector's electrical components, the sensor input plug should remain in place while not in use. To prevent reduced signal strength, no more than 5 water detectors should be connected together.



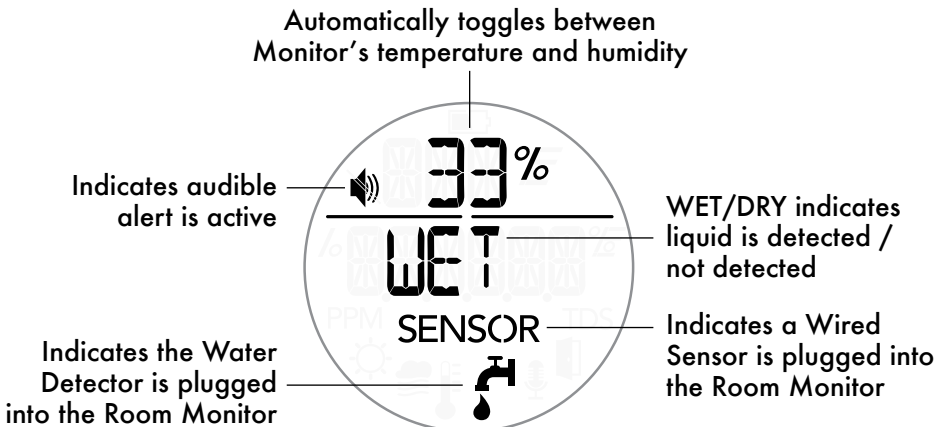
## OPERATION

### Using the Water Detector

The Water Detector requires either the Room Monitor or the Outdoor Temperature and Humidity Monitor to be operational. Compatible digital displays are available for both Monitors.

The **Outdoor Monitor** requires a companion unit (ex. digital display).

The **Room Monitor** features a built-in digital display and an audible alert when liquid is detected. When using a Water Detector with the Room Monitor, the Monitor's temperature and humidity readings move to the top of the display. The display automatically toggles between the Monitor's temperature and humidity data, and the Water Detector's readings appear in the middle of the display (pictured below).



## Specifications

|                       |   |
|-----------------------|---|
| <b>CORD</b>           | 5-ft (1.5m) length; Water-resistant     |
| <b>DATA REPORTING</b> | 1 second updates when water is detected |

**If your AcuRite product does not operate properly,  
visit [www.AcuRite.com](http://www.AcuRite.com) or call (877) 221-1252 for assistance.  
For more information, visit our Knowledge Base at <http://www.AcuRite.com/kbase>**

## Customer Support

AcuRite customer support is committed to providing you with best-in-class service. **For assistance**, please have the model number of this product available and contact us in any of the following ways:



(877) 221-1252



info@chaney-inst.com

Visit our website at [www.AcuRite.com](http://www.AcuRite.com)

- ▶ Installation Videos
- ▶ Register Your Product
- ▶ Instruction Manuals
- ▶ Support User Forum
- ▶ Replacement Parts
- ▶ Submit Feedback & Ideas

## IMPORTANT

PRODUCT MUST BE REGISTERED  
TO RECEIVE WARRANTY SERVICE

### PRODUCT REGISTRATION

Register online  
to receive 1 year  
warranty protection

[www.AcuRite.com](http://www.AcuRite.com)

PNOW

### SUPPORT

Support Forum

Archived Products

▶ Register a Product

## Limited One Year Warranty

At AcuRite, we proudly uphold our commitment to quality technology. Chaney Instrument Co. warrants that all products it manufactures to be of good material and workmanship, and to be free of defects when properly installed and operated for a period of one year from the date of purchase.

We recommend that you visit us at [www.AcuRite.com](http://www.AcuRite.com) for the fastest way to register your product. However, product registration does not eliminate the need to retain your original proof of purchase in order to obtain warranty benefits.

Chaney Instrument Co. warrants that all products it manufactures to be of good material and workmanship, and to be free of defects when properly installed and operated for a period of one year from the date of purchase. Remedy for breach of this warranty is limited to repair or replacement of the defective item(s). Any product which, under normal use and service, is proven to breach the warranty contained herein within ONE YEAR from date of sale will, upon examination by Chaney, and at its sole option, be repaired or replaced by Chaney. Transportation costs and charges for returned goods shall be paid for by the purchaser. Chaney hereby disclaims all responsibility for such transportation costs and charges. This

warranty will not be breached, and Chaney will give no credit for products it manufactures which have received normal wear and tear, been damaged (including by acts of nature), tampered, abused, improperly installed, damaged in shipping, or repaired or altered by others than authorized representatives of Chaney.

The above-described warranty is expressly in lieu of all other warranties, express or implied, and all other warranties are hereby expressly disclaimed, including without limitation the implied warranty of merchantability and the implied warranty of fitness for a particular purpose. Chaney expressly disclaims all liability for special, consequential or incidental damages, whether arising in tort or by contract from any breach of this warranty. Some states do not allow the exclusion or limitation of incidental or consequential damages, so the above limitation or exclusion may not apply to you. Chaney further disclaims all liability from personal injury relating to its products to the extent permitted by law. By acceptance of any of Chaney's products, the purchaser assumes all liability for the consequences arising from their use or misuse. No person, firm or corporation is authorized to assume for Chaney any other liability in connection with the sale of its products. Furthermore, no person, firm or corporation is authorized to modify or waive the terms of this paragraph, and the preceding paragraph, unless done in writing and signed by a duly authorized agent of Chaney. This warranty gives you specific legal rights, and you may also have other rights which vary from state to state.

For in-warranty claims: Chaney Instrument Co.  
965 Wells St., Lake Geneva, WI 53147

# ACU>RITE®



Weather  
Stations



Temperature  
& Humidity



Weather  
Alert Radios



Kitchen  
Thermometers  
& Timers



Clocks

*It's More than Accurate, it's ACU>RITE.*

AcuRite offers an extensive assortment of precision instruments, designed to provide you with information you can depend on to Plan your day with confidence™.

[www.AcuRite.com](http://www.AcuRite.com)