

# Spot Check Temperature & Humidity Sensor

model 06012RM



---

## Package Contents

1. Temperature & Humidity Sensor
2. Mounting bracket
3. Mounting hardware
4. Zip ties
5. Instruction Manual

**This product requires an AcuRite Monitor (sold separately) to be operational.**

---



**Questions?** Contact Customer Support at  
(877) 221-1252 or visit [www.AcuRite.com](http://www.AcuRite.com).

**SAVE THIS MANUAL FOR FUTURE REFERENCE.**

# ACURITE®

Congratulations on your new AcuRite product. To ensure the best possible product performance, please read this manual in its entirety and retain it for future reference.

## Features & Benefits



- 1. Temperature and Humidity Sensor**
- 2. 5-ft (1.5m) cord**  
Connects Wired Sensor to Monitor


- 3. Mounting Bracket**

- 4. Mounting Hardware**

Item	Qty	Diameter	Length
Screws	2	#6	3/4"
Anchors	2	#6	3/4"
Suction Cups	2	1	3/8"

- 5. Zip Ties**

For sensor installation (optional)

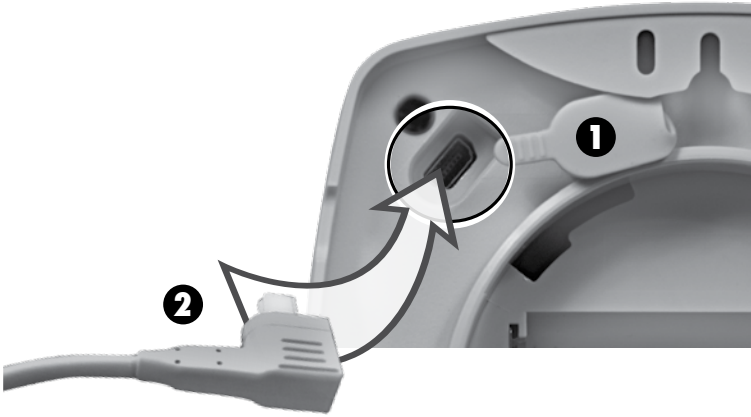


## Sensor Installation

The Wired Sensor requires a Monitor (sold separately) to be operational, and may also be used with a compatible digital display (optional; sold separately).

### Connect Wired Sensor to Monitor

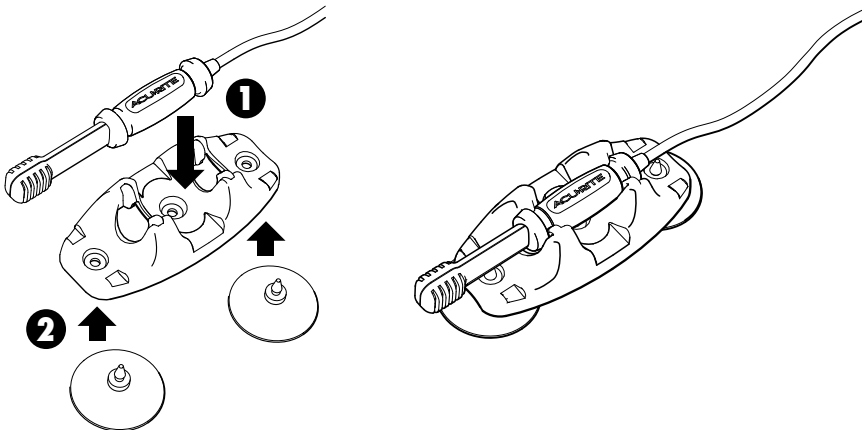
1. Remove rubber plug from back of Monitor.
2. Plug Wired Sensor into Monitor.



The Wired Sensor may be used with the mounting bracket (included), if needed, in certain installation environments.

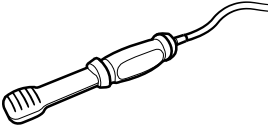
### Connect Wired Sensor to Mounting Bracket

1. Insert Wired Sensor into the mounting bracket until it snaps into place.
2. Optional: Insert suction cups into the holes on the mounting bracket.



## Suggested Uses

The AcuRite Spot Check Temperature & Humidity Sensor is designed for a wide range of applications and offers a variety of easy placement options. Below are some potential uses for your AcuRite Spot Check Temperature & Humidity Sensor with suggested placement.

<b>Spot Check Temperature &amp; Humidity Sensor</b>	<b>Suggested Uses</b>
 <p data-bbox="72 667 490 748">Spot Check Temperature &amp; Humidity Sensor Model 06012RM</p>	<ul data-bbox="529 440 1008 878" style="list-style-type: none"><li>• Monitor indoor and outdoor conditions</li><li>• Evaluate heating and cooling coverage in your home; check for drafts</li><li>• Track conditions in hard to reach places (attic, basement, crawl space, etc.)</li><li>• Pet areas (reptiles or other exotic pets)</li><li>• Monitor conditions in nursery or child's room</li><li>• Ensure proper conditions for investments (wine cellar, cigar humidor, musical instruments, etc.)</li></ul>

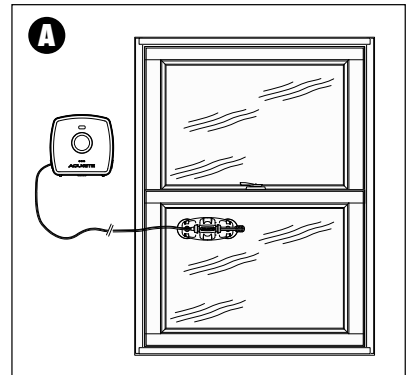
## Placement Options

### Monitor Indoor and Outdoor Conditions

Track both indoor and outdoor temperature and humidity levels.

#### Suggested Placement

Mount the Monitor indoors to track indoor conditions. To track outdoor conditions, position the Wired Sensor outside of a window or door, choosing the mounting method (screws/anchors, zip ties or suction cups) that best suits the available mounting location. See Figure (A).

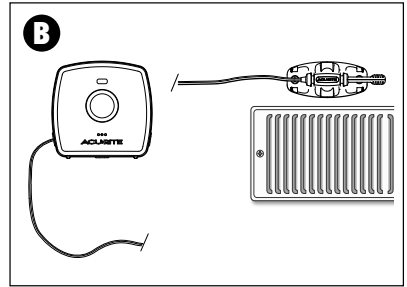


## Measure Household Heating and Cooling Coverage

Fine tune your heating and cooling systems to ensure efficient distribution of hot or cool air around the home by placing multiple Monitors and Wired Sensors strategically throughout your house.

### Suggested Placement

Place the Wired Sensors in a way to achieve maximum coverage; on different floors, at opposite ends of the house, etc. (This will require the use of multiple Room Monitors and Wired Sensors.) See Figure (B).

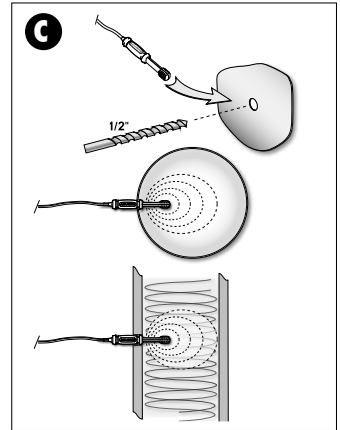


## Monitor Conditions in Hard-to-Reach Places

Identifying abnormal temperatures or humidity levels can help prevent property damage. For example, high temperatures and humidity can facilitate the growth of mold or corrosion of metals. Low humidity levels and rapid changes in temperature can damage expensive investments.

### Suggested Placement

Mount the Wired Sensor using the included mounting bracket and hardware, choosing the mounting method (screws/anchors, zip ties or suction cups) that best suits the available mounting point. The sensor can also fit in a  $1/2$  inch diameter hole to monitor any space. See Figure (C).

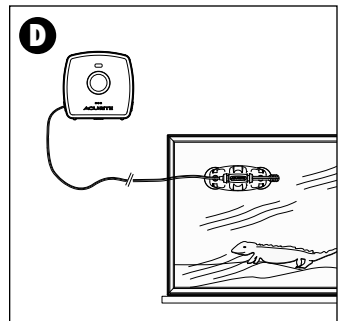


## Monitor Pet Tanks

Reptiles and other exotic pets are sensitive to changes in temperature and humidity conditions. Easily monitor tanks and cages to ensure the proper conditions are maintained.

### Suggested Placement

Mount the Wired Sensor to a tank using the included mounting bracket. Suction cups easily affix to glass tanks. See Figure (D).

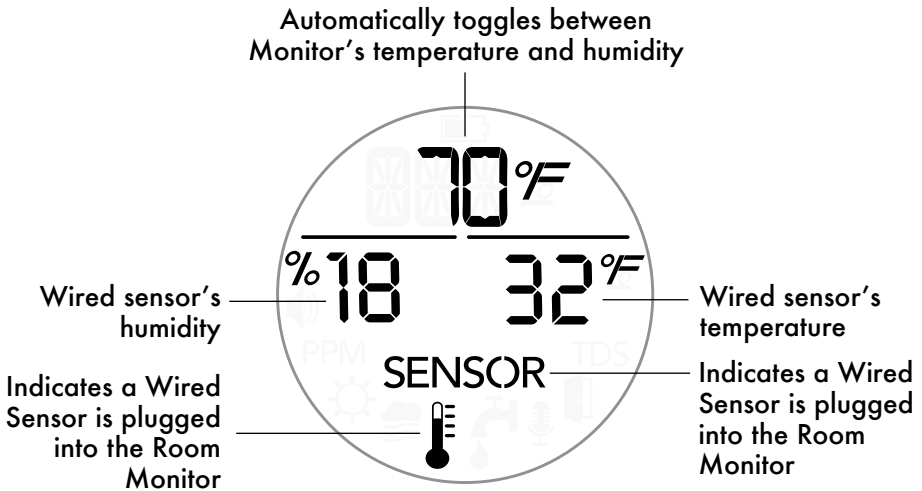


## Using the Sensor

The Wired Sensor requires either the Room Monitor or the Outdoor Temperature and Humidity Monitor to be operational. Compatible digital displays are available for both Monitors.

The **Outdoor Monitor** requires a companion unit (ex. digital display).

The **Room Monitor** features a built-in digital display. When using a Wired Sensor with the Room Monitor, the Monitor's temperature and humidity readings move to the top of the display. The display automatically toggles between the Monitor's temperature and humidity data, and the Wired Sensor's readings appear in the middle of the display (pictured below).



## Specifications

<b>CORD</b>	5-ft (1.5m) length; Water-resistant
<b>TEMPERATURE RANGE</b>	-40°F to 158°F; -40°C to 70°C
<b>HUMIDITY RANGE</b>	1% to 99% RH
<b>DATA REPORTING</b>	18 second updates

**If your AcuRite product does not operate properly, visit [www.AcuRite.com](http://www.AcuRite.com) or call (877) 221-1252 for assistance. For more information, visit our Knowledge Base at <http://www.AcuRite.com/kbase>**

## Customer Support

AcuRite customer support is committed to providing you with best-in-class service. **For assistance**, please have the model number of this product available and contact us in any of the following ways:



(877) 221-1252



info@chaney-inst.com

24/7 support at [www.AcuRite.com](http://www.AcuRite.com)

- ▶ Installation Videos
- ▶ Register your Product
- ▶ Instruction Manuals
- ▶ Support User Forum
- ▶ Replacement Parts
- ▶ Submit Feedback & Ideas

## IMPORTANT

PRODUCT MUST BE REGISTERED  
TO RECEIVE WARRANTY SERVICE

### PRODUCT REGISTRATION

Register online  
to receive 1 year  
warranty protection

[www.AcuRite.com](http://www.AcuRite.com)

PNOW

SUPPORT

Support Forum

Archived Products

▶ Register a Product

## Limited One Year Warranty

At AcuRite, we proudly uphold our commitment to quality technology. Chaney Instrument Co. warrants that all products it manufactures to be of good material and workmanship, and to be free of defects when properly installed and operated for a period of one year from the date of purchase.

We recommend that you visit us at [www.AcuRite.com](http://www.AcuRite.com) for the fastest way to register your product. However, product registration does not eliminate the need to retain your original proof of purchase in order to obtain warranty benefits.

Chaney Instrument Co. warrants that all products it manufactures to be of good material and workmanship, and to be free of defects when properly installed and operated for a period of one year from the date of purchase. Remedy for breach of this warranty is limited to repair or replacement of the defective item(s). Any product which, under normal use and service, is proven to breach the warranty contained herein within ONE YEAR from date of sale will, upon examination by Chaney, and at its sole option, be repaired or replaced by Chaney. Transportation costs and charges for returned goods shall be paid for by the purchaser. Chaney hereby disclaims all responsibility for such transportation costs and charges. This

warranty will not be breached, and Chaney will give no credit for products it manufactures which have received normal wear and tear, been damaged (including by acts of nature), tampered, abused, improperly installed, damaged in shipping, or repaired or altered by others than authorized representatives of Chaney.

The above-described warranty is expressly in lieu of all other warranties, express or implied, and all other warranties are hereby expressly disclaimed, including without limitation the implied warranty of merchantability and the implied warranty of fitness for a particular purpose. Chaney expressly disclaims all liability for special, consequential or incidental damages, whether arising in tort or by contract from any breach of this warranty. Some states do not allow the exclusion or limitation of incidental or consequential damages, so the above limitation or exclusion may not apply to you. Chaney further disclaims all liability from personal injury relating to its products to the extent permitted by law. By acceptance of any of Chaney's products, the purchaser assumes all liability for the consequences arising from their use or misuse. No person, firm or corporation is authorized to assume for Chaney any other liability in connection with the sale of its products. Furthermore, no person, firm or corporation is authorized to modify or waive the terms of this paragraph, and the preceding paragraph, unless done in writing and signed by a duly authorized agent of Chaney. This warranty gives you specific legal rights, and you may also have other rights which vary from state to state.

For in-warranty claims: Chaney Instrument Co.  
965 Wells St., Lake Geneva, WI 53147

# ACU>RITE®



Weather  
Stations



Temperature  
& Humidity



Weather  
Alert Radio



Kitchen  
Thermometers  
& Timers



Clocks

*It's More than Accurate, it's ACU>RITE.*

AcuRite offers an extensive assortment of precision instruments, designed to provide you with information you can depend on to Plan your day with confidence™.

[www.AcuRite.com](http://www.AcuRite.com)